

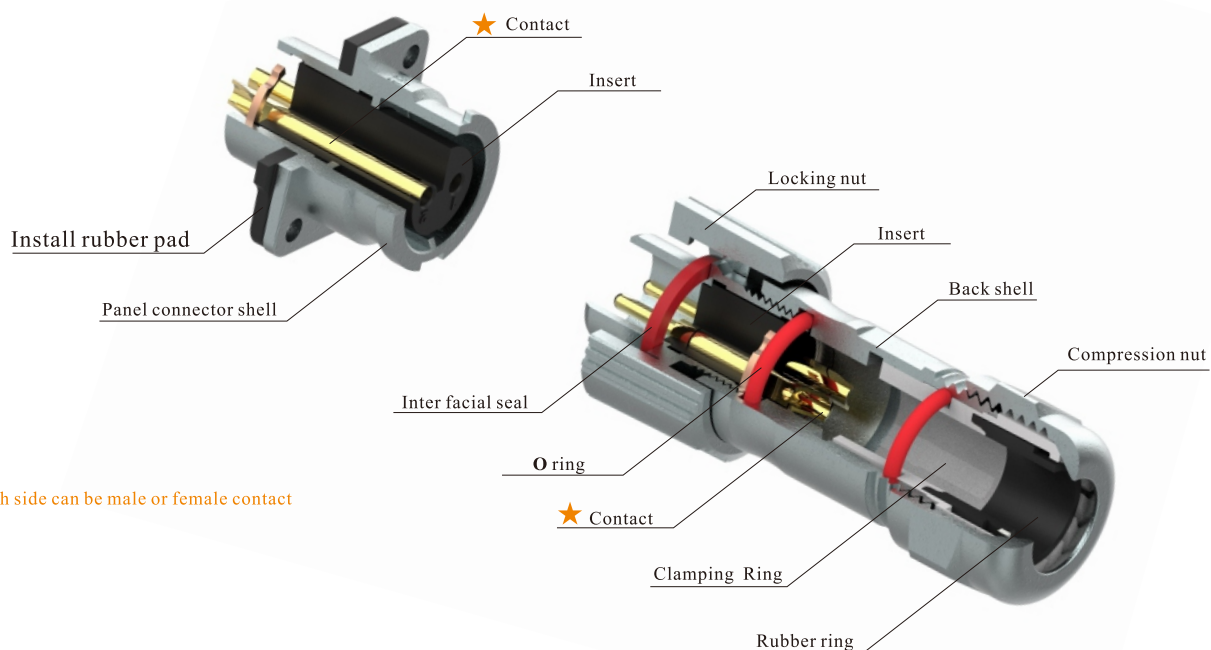
IP67

05



● WY12Series IP67

● Bayonet



Material and spec

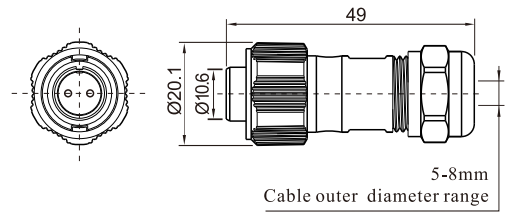

Coupling	Bayonet
Shell material	Zinc alloy with chrome plating
Insert material	PPS, max temperature 260 °C
Contact material	Brass with gold plating
Termination	Solder
Cable outer diameter range	5-8mm
IP rating	IP67
Mating cycle	500
Temperature range	-40°C~+85°C
Insulation resistance	2000MΩ

**WY12 Series**



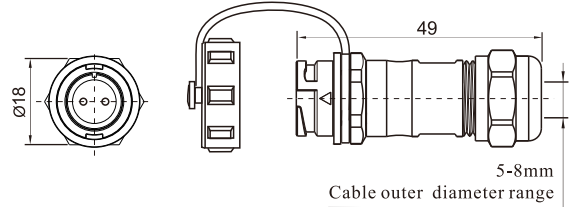
Cable connector  
Mate with WY12-Z, WY12-ZM,  
WY12-ZMQ, WY12-ZE

**WY12J\_TE WY12K\_TE**



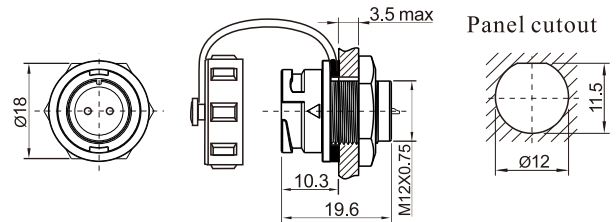
In-line cable connector  
Mate with WY12-TE

**WY12J\_ZE WY12K\_ZE**



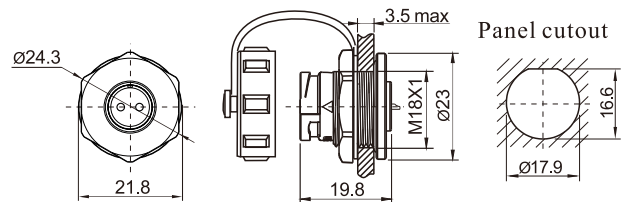
Rear-nut mount  
Mate with WY12-TE

**WY12J\_ZM WY12K\_ZM**



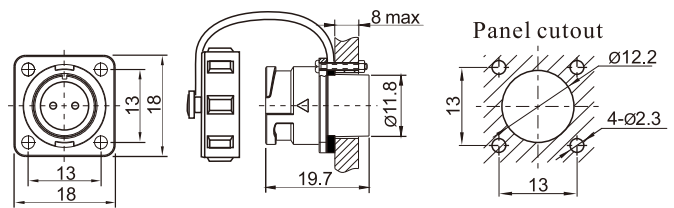
Front-nut mount  
Mate with WY12-TE

**WY12J\_ZMQ WY12K\_ZMQ**



Square flange  
Mate with WY12-TE

**WY12J\_Z WY12K\_Z**



**Solder contact spec**

Number of contact	2	3	4	5	6	7	9
Male contact face view							
Rated current (A)	13	13	5	5	5	5	3
Contact diameter (mm)	Ø1.6X2	Ø1.6X3	Ø1X4	Ø1X5	Ø1X6	Ø1X7	Ø0.7X9
Rated voltage (AC.V)	250	250	200	180	125	125	125
Test voltage(AC.V) 1 min	1500	1500	1500	1000	1000	1000	1000
Contact resistance (mΩ)	2	2	5	5	5	5	10
Wire size (mm <sup>2</sup> /AWG)	≤2/14	≤2/14	≤0.785/18	≤0.785/18	≤0.785/18	≤0.785/18	≤0.785/18